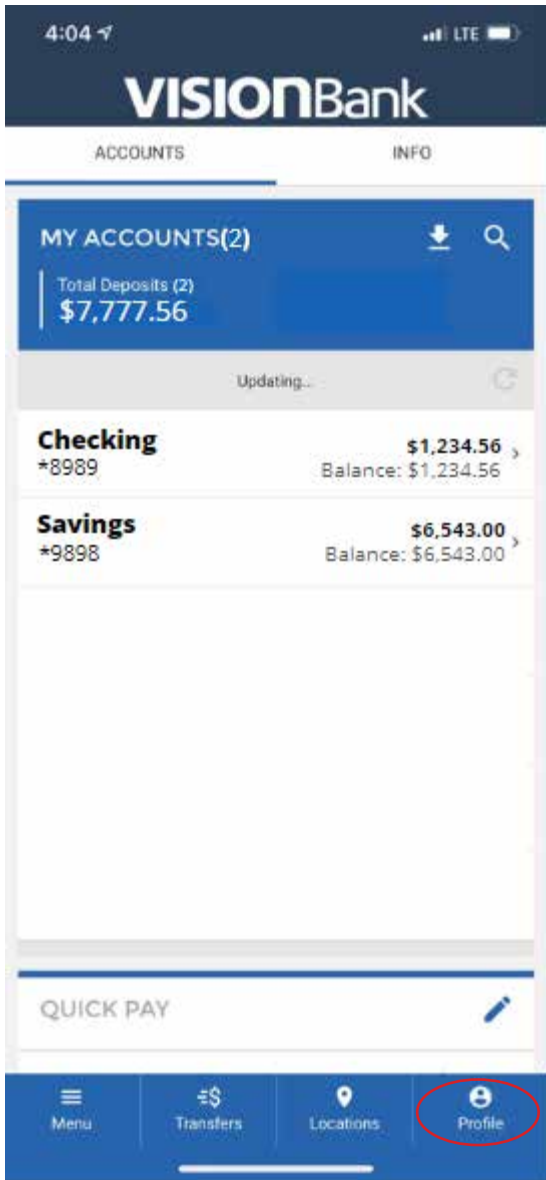


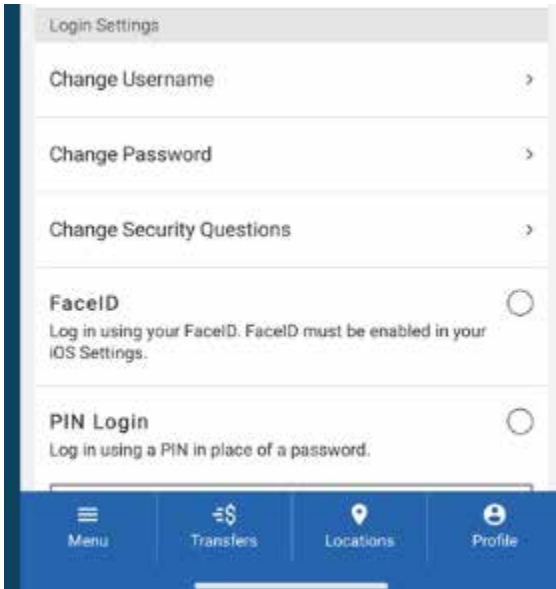
## SET UP BIOMETRICS TouchID, PIN, FaceID

### STEP ONE | NAVIGATE TO PROFILE



Click 'Profile' found in the bottom right corner of your mobile app.

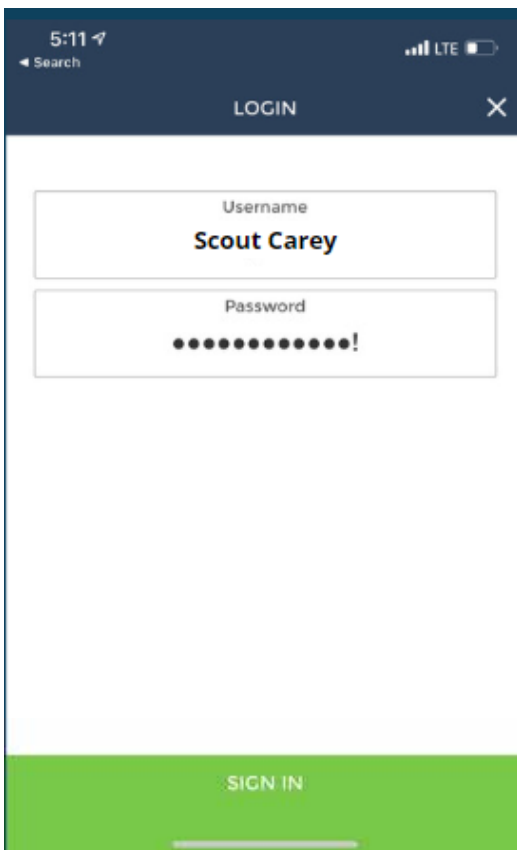
## STEP TWO | ACTIVATE BIOMETRICS



Go down to FaceID, PIN Login, or Touch ID to activate one of these features.

Click on the circle to the right of the feature (s) you wish to activate.

## STEP THREE | RE-ENTER PASSWORD



Re-enter your password to confirm the changes you are making to your account.



If a feature is successfully activated, you will see a green check mark next to it.

Please contact our Customer Service team at 701.364.2020 or email us at [cs@visionbanks.com](mailto:cs@visionbanks.com) with any questions or concerns.