

## Debit Card Travel Notification

Select the desired Debit Card under Manage Cards in Digital Banking

The screenshot displays the VISIONBank mobile application interface. On the left is a dark blue navigation sidebar with the following menu items: 'View Accounts', 'Move Money', 'Deposit Checks', 'Manage Cards' (highlighted), 'Find Locations', 'Messages', 'Manage Alerts', 'Reports', 'Documents', and 'Log Out'. The top header shows the VISIONBank logo and a 'Manage Profile' option. The main content area is titled 'MY CARDS' and indicates '4 Cards'. Below this, there is a refresh indicator and a timestamp: 'Updated: Jan 22, 2021 3:25:35 PM'. A list of four debit cards is shown, each with a masked card number in a dark blue box and a green 'ON' status button with a right-pointing chevron. The card numbers are \*6994, \*1916, \*9758, and \*5740.


Card Number	Status
*6994	ON
*1916	ON
*9758	ON
*5740	ON

Click on Travel Notification

The screenshot displays the 'EDIT CARD' interface in the VISIONBank mobile app. On the left is a dark blue navigation sidebar with the following menu items: 'View Accounts', 'Move Money', 'Deposit Checks', 'Manage Cards' (highlighted), 'Find Locations', 'Messages', 'Manage Alerts', 'Reports', 'Documents', and 'Log Out'. The top header features the VISIONBank logo and a back arrow. The main content area is titled 'EDIT CARD' and contains a card image with the VISIONBank logo, the text 'Untitled', and a partially visible card number '\*\*\*\* \* 5740'. Below the card image are several settings sections: 'Settings' with a 'CARD NAME' field (marked 'required'), 'Manage Alerts', 'Security' with 'Change PIN', and 'Travel Notification'. At the bottom, the 'Scheduling' section includes a toggle for 'Enable Automatic On/Off' (currently off) and a subtext: 'Set up a schedule to automatically turn this card on and off for specific days and times.'. A prominent red button labeled 'TURN CARD OFF' is located at the very bottom of the screen.

Enter location(s), departure date, and return date.

**TRAVEL NOTIFICATION** ✕





Inform us when you are traveling to help us make better decisions while protecting your card.

**Provide locations and press Enter after each one:**

required

**Travel Dates**


required 

required 

**SUBMIT TRAVEL NOTIFICATION**

Review information and click Submit Travel Notification

TRAVEL NOTIFICATION ✕



Inform us when you are traveling to help us make better decisions while protecting your card.

**Provide locations and press Enter after each one:**

LOCATIONS 13 / 50

Denver ✕ Arizona ✕

**Travel Dates**

BEGINNING TRAVEL DATE 📅

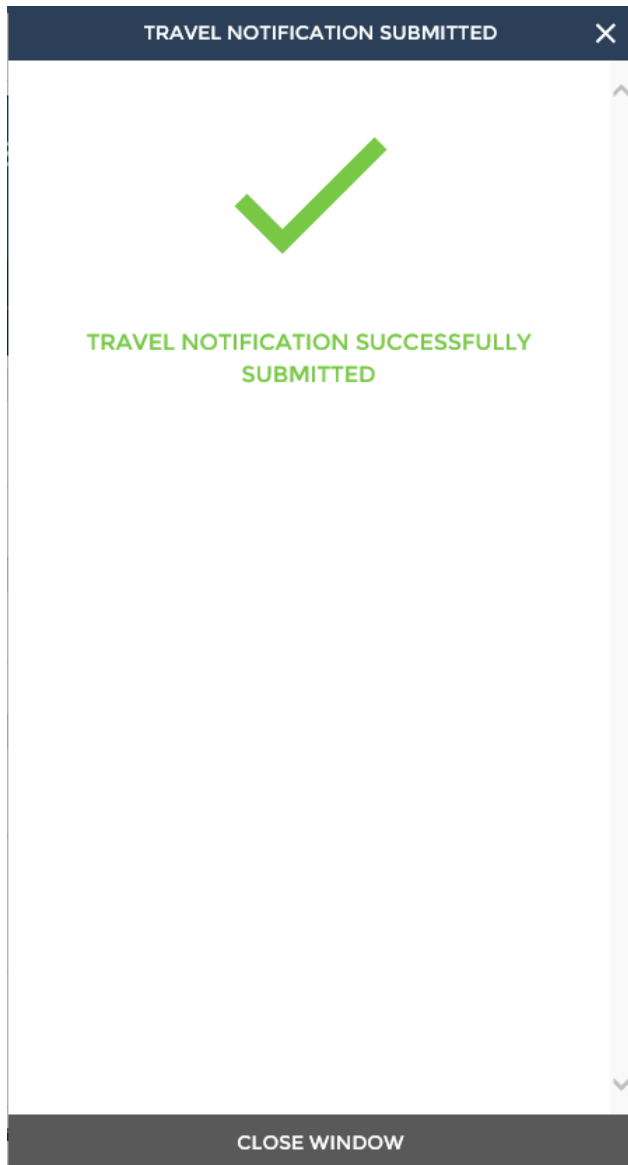
1/22/2021

ENDING TRAVEL DATE 📅

1/25/2021

SUBMIT TRAVEL NOTIFICATION

Click Close Window



“Travel Notification is Active” will be displayed when a travel notification is in effect.

Travel Notifications can be edited but not deleted.

**VISIONBank**  
Manage Profile

**VISIONBank**

**EDIT CARD**

VISIONBank  
Untitled  
\*\*\*\* \* 5740 VISION

Settings

**CARD NAME** required

Manage Alerts

Security

Change PIN

Travel Notification  
**Travel Notification is Active**

Scheduling

**Enable Automatic On/Off**

Set up a schedule to automatically turn this card on and off for specific days and times.

**TURN CARD OFF**