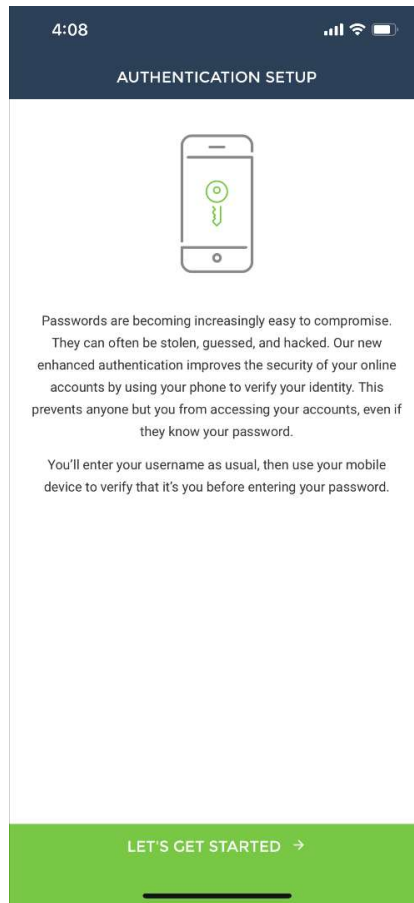


Step 1 – You have logged in for the first time, after this enhancement, into digital banking but Out of Band Authentication (OOBA) must be setup before you can do anything else. Click “Let’s Get Started” to complete the rest of the setup process.



Step 2 – Enter your phone number and the nickname of the device you wish to associate with the phone number. Select the type of device you are going to validate along with if you’d like to receive the verification code by text or phone call.

Note: The nickname is displayed in a drop-down list in case you have multiple phone numbers setup for Ooba verification with your profile.

4:10

AUTHENTICATION SETUP

COUNTRY
United States

PHONE NUMBER
(701) 364-2020

NICKNAME
Scouts iPhone

Your device's nickname is how it will be referenced when signing in later or editing device settings.

SELECT YOUR DEVICE

Can your device receive a text message?

VERIFY DEVICE


We need to verify the setup of your device. We can call or text a verification code to use on the next step

TEXT ME

CALL ME

[Use other mobile device or landline](#)

Step 3 – If you selected “text me” you will receive a text message as shown below, otherwise you will receive an automated call giving you a verification code for a one-time verification.



Click "Verify Device" at the bottom of the screen.

4:10

AUTHENTICATION SETUP

PHONE NUMBER Scout's iPhone

NICKNAME (701) 364-2020

TEXT MESSAGE ON Yes

DEVICE SELECTED iOS

Enter the verification code that you received below:

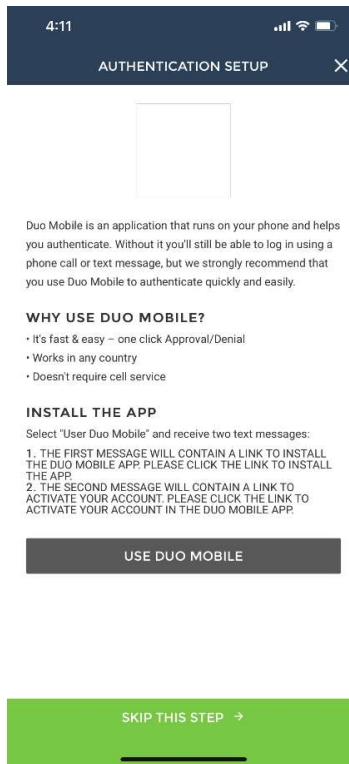
VERIFICATION CODE
807591

Didn't get a message? [Resend Verification Code](#)

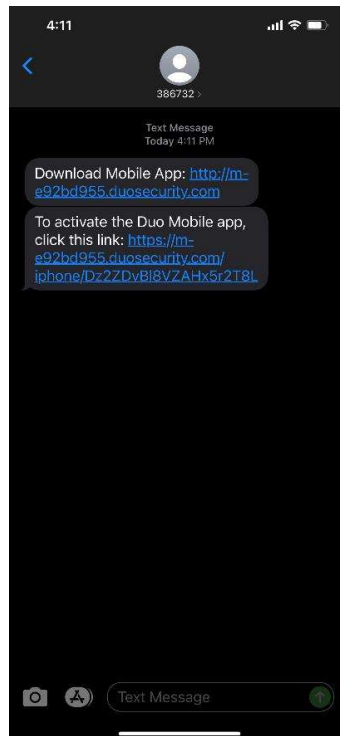
Enter the wrong phone number? [Start the process over](#)

VERIFY DEVICE →

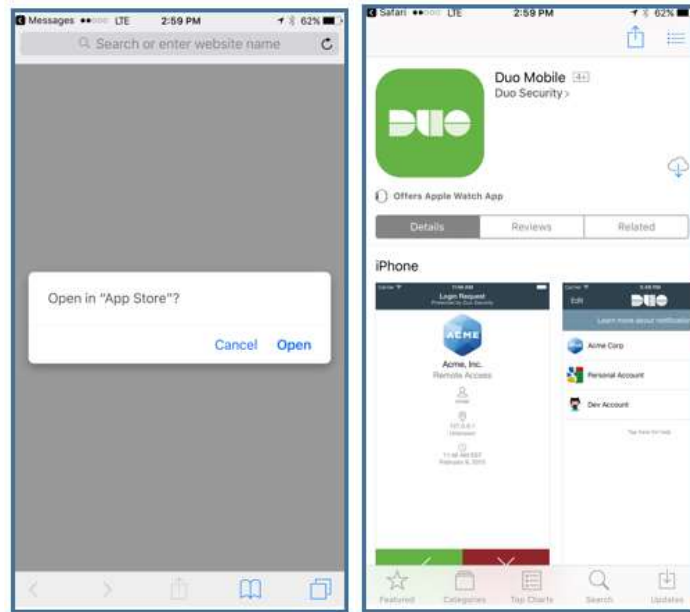
Step 4 – You can choose to skip the duo mobile setup, by clicking "SKIP THIS STEP." If you skip, you will click "Complete Setup" on the next screen you see. If you want to complete it, you will need to click the "USE DUO MOBILE" option in the screen shot below.



If you selected the "USE DUO MOBILE" option you will receive the following text message from 313-244-0596.



From the text message above, you will need to click the link for "Download Mobile App". This link takes the you to the app store where you will be prompted to allow the link to open. Download the app, then continue to the next step.



Step 5 – Once Duo Mobile is installed you will need to go back to your text message and click on the “Activate the DUO MOBILE APP” link which opens the Duo Mobile app. You will need to click on “allow/agree” to allow push notifications. You can choose to add another device or select “Complete Setup.”